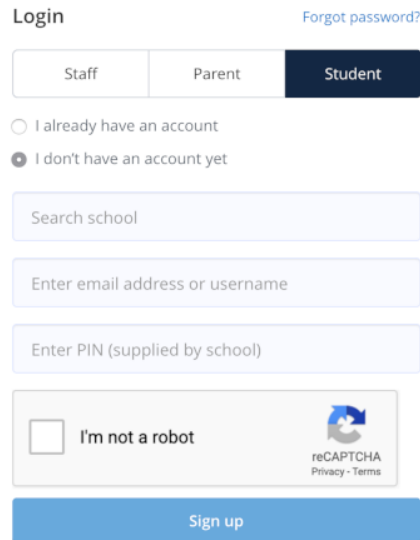


Show my Homework Frequently Asked Questions

1) How do I login?

Follow the instructions given to you by the school.

If you have been given a PIN, follow the steps below. **You can only use this PIN once** to create a password and then it will expire.



The screenshot shows the 'Login' page for Show My Homework. At the top right, there is a link for 'Forgot password?'. Below this are three tabs: 'Staff', 'Parent', and 'Student', with 'Student' selected. There are two radio buttons: 'I already have an account' (unselected) and 'I don't have an account yet' (selected). Below these are three input fields: 'Search school', 'Enter email address or username', and 'Enter PIN (supplied by school)'. At the bottom, there is a checkbox for 'I'm not a robot' and a reCAPTCHA logo with links for 'Privacy' and 'Terms'. A blue 'Sign up' button is at the very bottom.

1. [Go to this page](#) or open the mobile app, click [Log in with PIN option](#)
2. Search for your school (by name or postcode)
3. Type in your school email
4. Enter your PIN
5. Tick "I am not a robot" and complete any security tasks if necessary
6. Click *Submit*
7. On the next screen, confirm your email address.
8. Choose and confirm a password
9. Press *Update details*

Your account is now set up and **you will no longer need a PIN**. From now on you can access your account using your email and password

2) How do I reset my password?

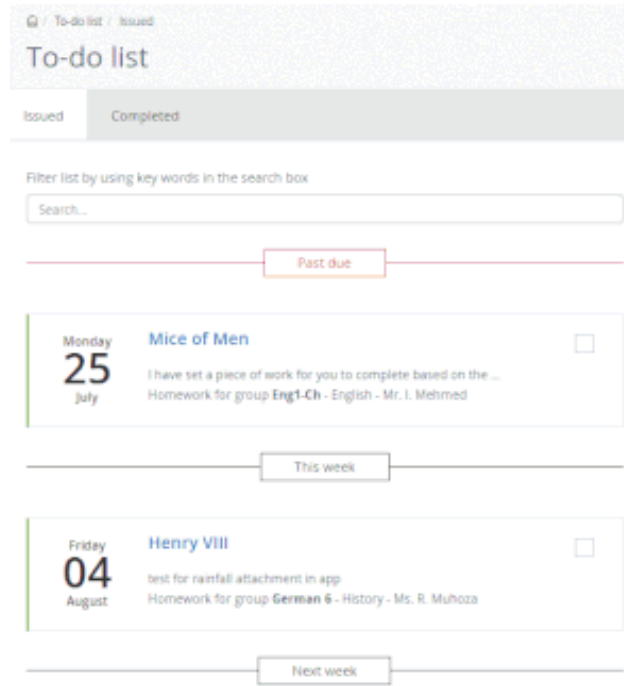
Your school email address is linked to your ShowMyHomework student account. You can request a new password to be sent to your email address - <https://www.showmyhomework.co.uk/login/recover>

If you are still having issues please contact your Head of Year.

3) How do I find my work?

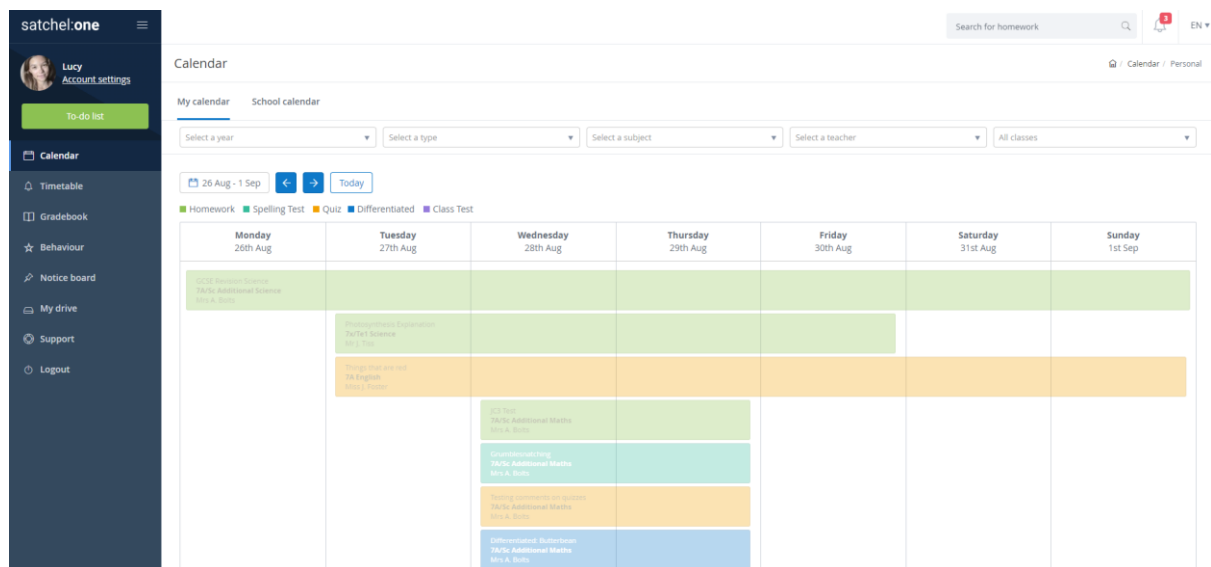
To-do list

You can log in to your student account in either the browser or the Satchel One app to view your To-do list. Your To-do list will show you all your assigned tasks. In the browser, your tasks will be divided between two tabs, Issued and completed. On the app, you'll be able to toggle between All and To do to view Upcoming, Past and Overdue homework.



Student calendar

Once you are logged in to your student account in the browser, you can use your personal Student calendar to find and keep track of your homework. You can access your personal student calendar by clicking *Homework calendar* from the left-hand menu and selecting the *My Calendar* tab.

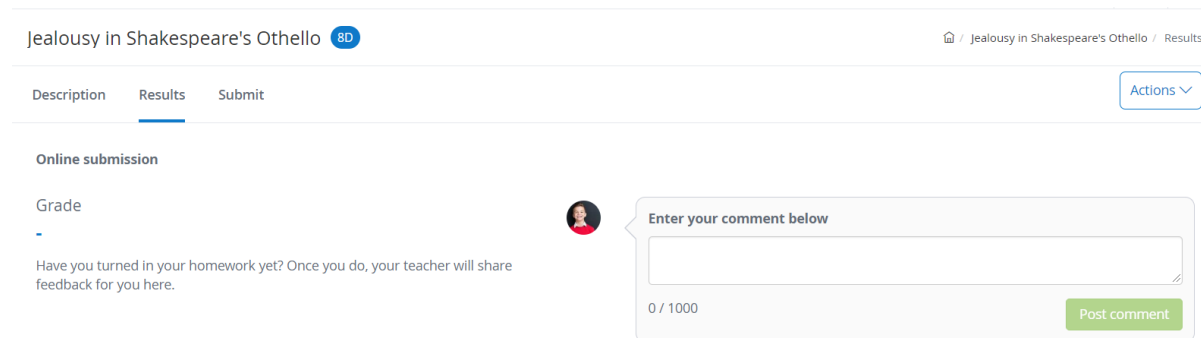


4) Leaving comments for your teacher

The Comments feature allows students to communicate with their teachers through Satchel One. Your teacher will be able to see the comments you leave for them and your teacher will be able to leave comments for you.

Although your parent will be able to see comments left by both of you, they will not be able to leave comments themselves. No other students will be able to see your comments.

How to leave a comment



The screenshot shows the Satchel One interface for a homework task titled "Jealousy in Shakespeare's Othello" (8D). The "Results" tab is selected, and the "Post comment" button is visible. The comment box contains the text "Enter your comment below" and a "Post comment" button. The character count "0 / 1000" is displayed below the text box.

Leave a comment in the browser

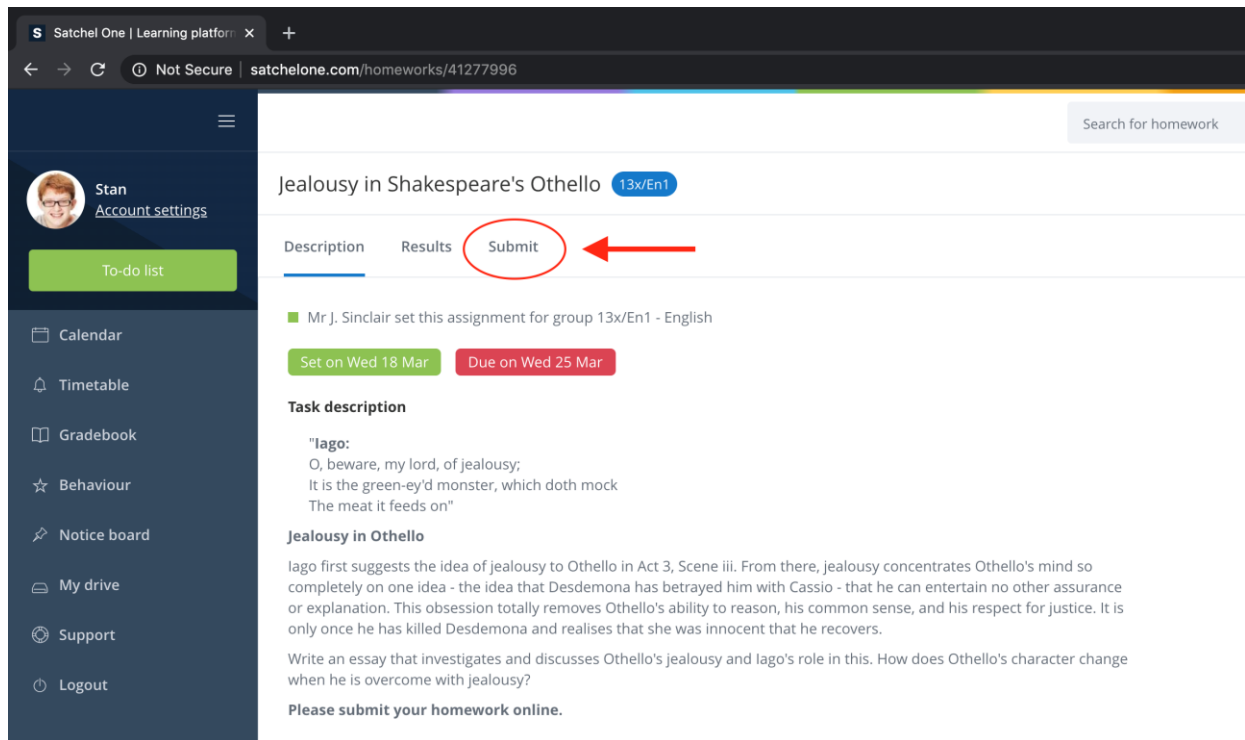
Comments can only be left on the homework task itself, so you will need to locate the homework task first. You can locate the task by finding it on your To-do list, your Homework calendar, or by searching for it by name in the top right-hand search bar.

Once you've selected the homework task you would like to comment on, click the *Results* tab and type your comment in the text box. When you've submitted your comment by clicking *Post comment*, your teacher will be notified of this comment in their account under the notifications button. If they have push notifications enabled on the app, they will be notified by push notification as well.

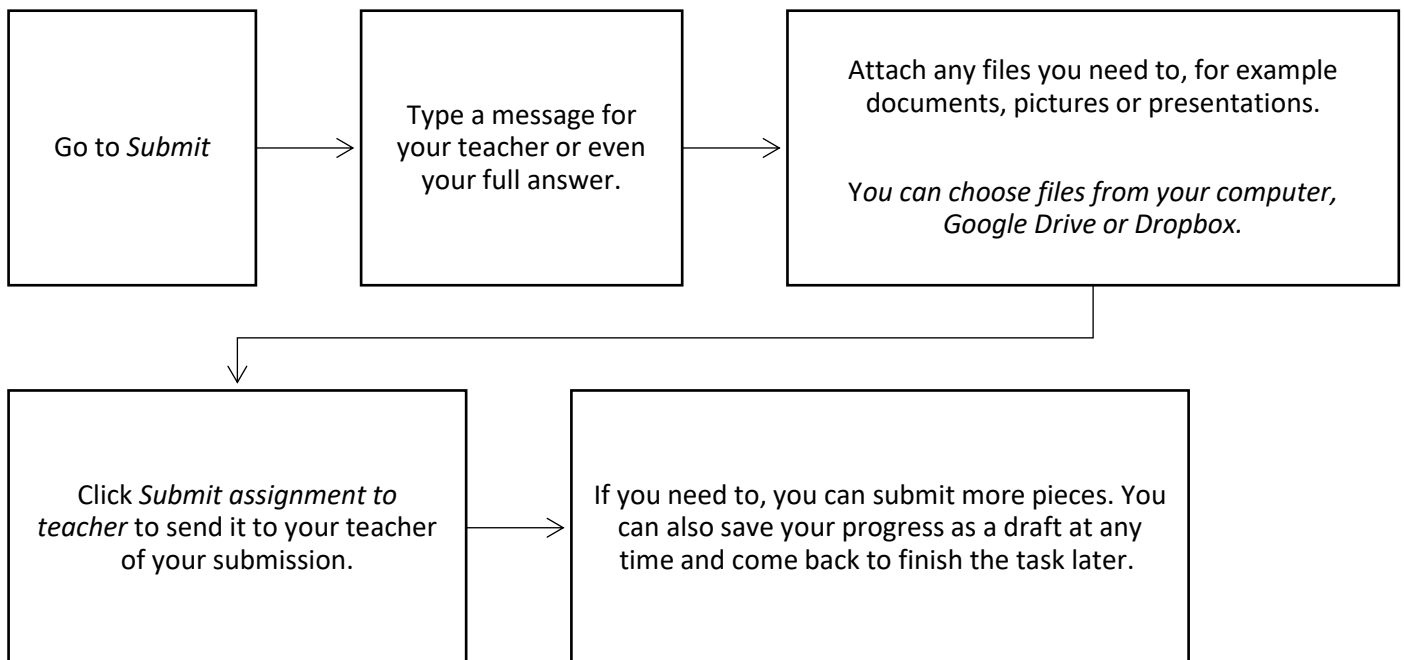
When your teacher leaves a comment for you, you will be notified in your account under the notice button. Click on the *notification bell* in the top-right of the page to view all of your notifications. When you click on a comment notice, you will be taken to the Assess page where the comment left by your student is displayed. You can reply to the comment by simply adding another comment.

5) How do I submit my work online?

As a student you are able to submit your assignments online instead of handing them in - as long as teachers an online submission. When they do so, you will see this on your homework:



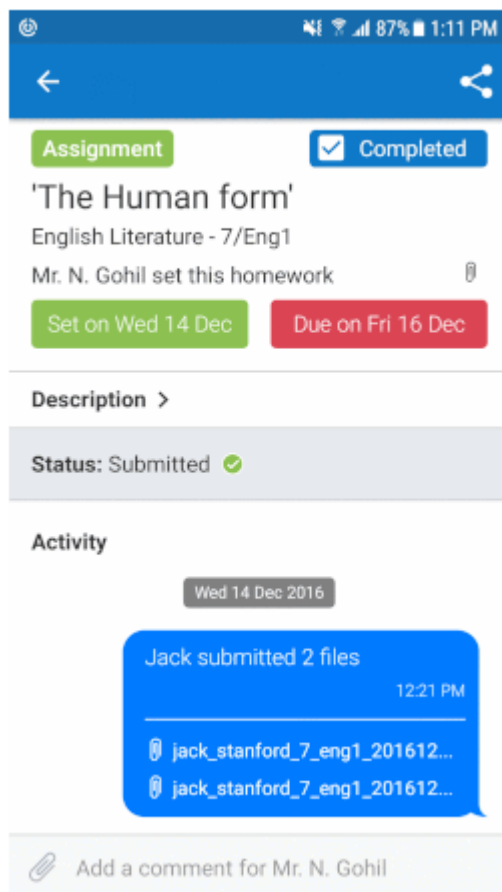
To submit your answers, follow these steps:




Using the mobile app?

You can also upload documents and images straight from your mobile device with the Show My Homework App.

There is no "Submit" button here, but for online submissions you will see a paperclip next to your comment box.



1. Tap on the paperclip  next to the comment box
2. Select the location for the file, e.g. your picture gallery, a file stored on your phone, Dropbox or Google drive
3. Choose the correct file
4. Tap Upload

For further information please use the website enclosed

<https://help.showmyhomework.co.uk>

<https://help.teamsatchel.com/en/collections/1695417-students#homework>